









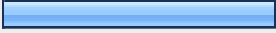





1. Child's Age Group

		Response Percent	Response Count
U8		10.7%	12
U9		14.3%	16
U10		16.1%	18
U11		9.8%	11
U12		16.1%	18
U13		11.6%	13
U14		4.5%	5
U15		8.9%	10
U16		2.7%	3
U18		5.4%	6
<i>answered question</i>			112
<i>skipped question</i>			1

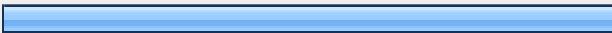

2. Gender

		Response Percent	Response Count
Boy		41.1%	46
Girl		58.9%	66
<i>answered question</i>			112
<i>skipped question</i>			1




3. Was your child's most recent tryout and team assignment fair and equitable?

	Response Percent	Response Count
Yes 	87.2%	95
No 	12.8%	14
<i>answered question</i>		109
<i>skipped question</i>		4



4. Do you feel your child plays on a team that is appropriate to his/her skill level?

	Response Percent	Response Count
Yes 	92.6%	100
No 	7.4%	8
<i>answered question</i>		108
<i>skipped question</i>		5





5. Does your child consider soccer his/her primary sport?

	Response Percent	Response Count
Fall - Yes 	38.7%	41
Spring - Yes 	49.1%	52
Don't Know 	12.3%	13
<i>answered question</i>		106
<i>skipped question</i>		7

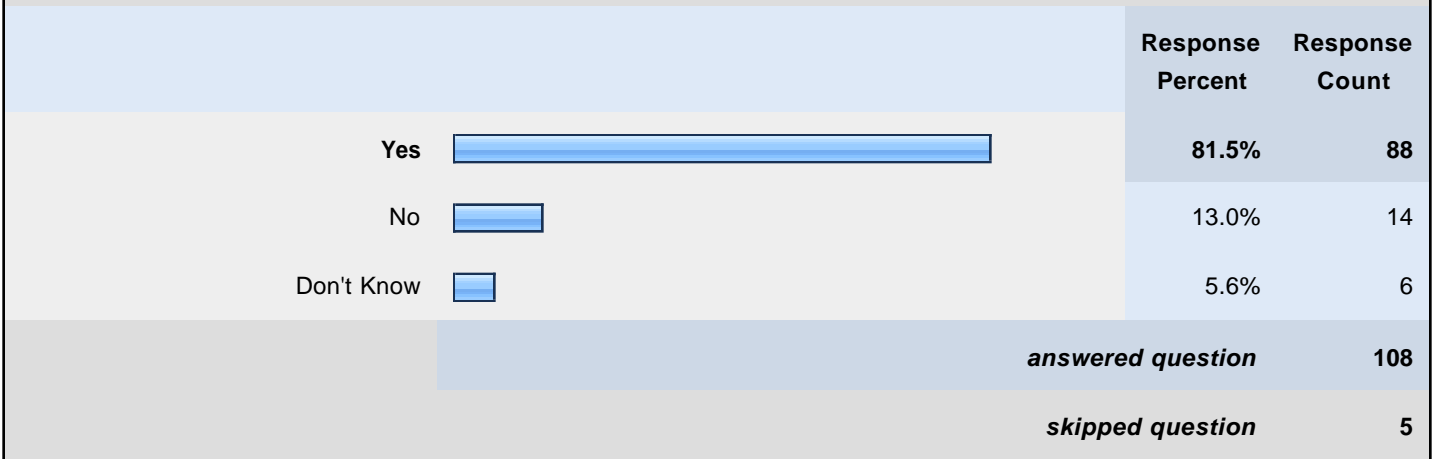
6. Did your child enjoy his/her experience playing and practicing with FSC this season?

	Response Percent	Response Count
Yes 	92.7%	101
No 	7.3%	8
Don't Know	0.0%	0
answered question		109
skipped question		4

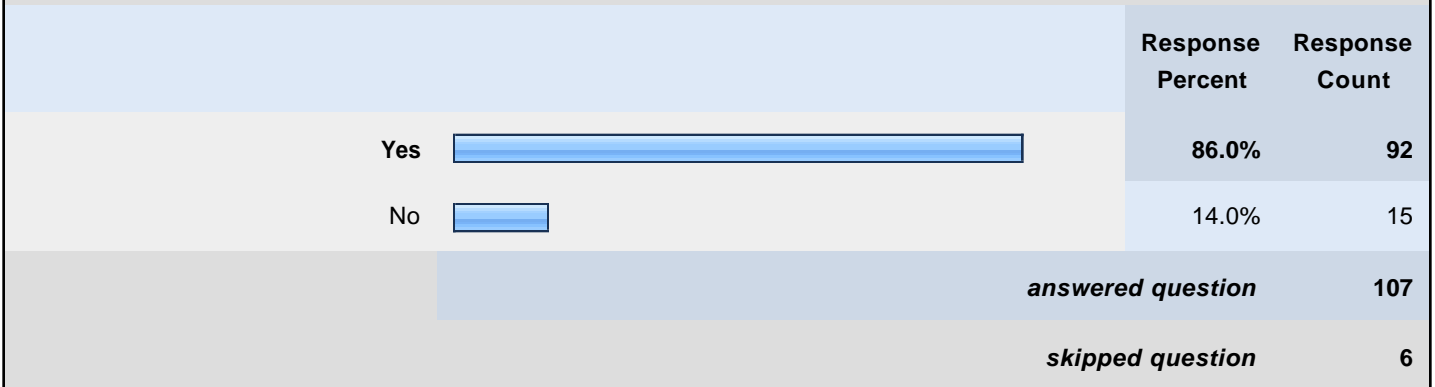
7. Do you feel your child's team plays at an appropriate level?

	Response Percent	Response Count
Yes 	70.4%	76
No, the team is too dominant for the division. 	3.7%	4
No, the team is not competitive enough 	22.2%	24
Don't know 	3.7%	4
answered question		108
skipped question		5

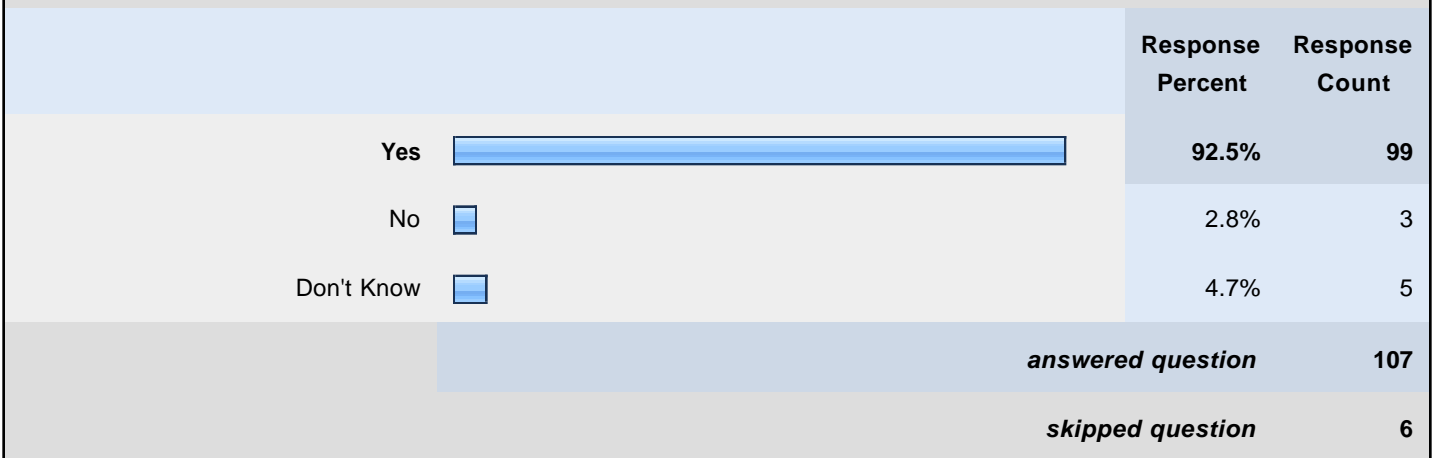
8. Are you satisfied with the level of soccer instruction your child receives at practice?




9. Are you satisfied with your child's development this season?




10. Are fair play and sportsmanship promoted by your child's coach(es)?



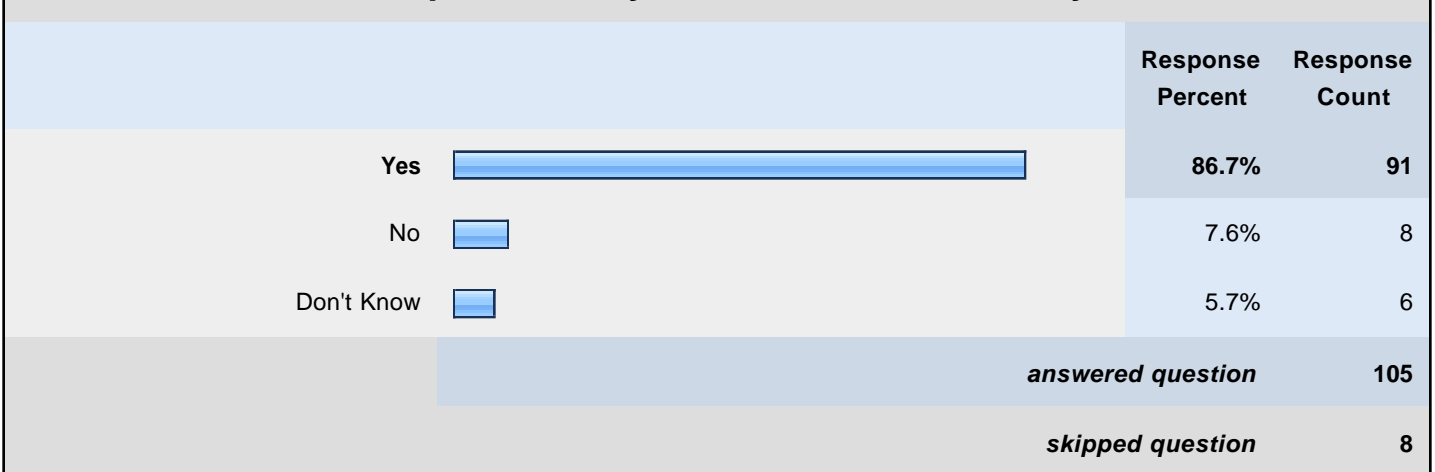
11. Would you like to participate in more tournaments?






12. Would you like your child to have more opportunity for competitive off-season play?






13. Is the information provided by the club clear and easy to understand?



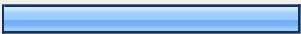

14. Do you feel your questions and concerns have been addressed in a timely and appropriate manner?

	Response Percent	Response Count
Yes 	71.4%	75
No 	7.6%	8
N/A 	21.0%	22
answered question		105
skipped question		8



15. Do you feel this season with FSC was a good value for the registration fee you paid?

	Response Percent	Response Count
Yes 	91.3%	94
No 	6.8%	7
N/A 	1.9%	2
answered question		103
skipped question		10



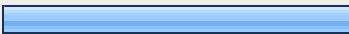




16. Should FSC increase it's presence in the community?

	Response Percent	Response Count
Yes 	44.7%	38
No 	55.3%	47
If Yes, How?		21
answered question		85
skipped question		28

17. Are you willing to volunteer to help improve FSC?

	Response Percent	Response Count
Yes 	50.0%	45
No 	50.0%	45
<i>answered question</i>		90
<i>skipped question</i>		23

18. If you answered yes to the previous question, please choose from the following list of volunteer positions (pick all that apply):

	Response Percent	Response Count
Coach 	20.5%	9
Assistant Coach 	25.0%	11
Team Parent 	52.3%	23
Board Member 	6.8%	3
Equipment Manager 	4.5%	2
Field Manager	0.0%	0
Christmas Parade Organizer	0.0%	0
Concession Stand / Bake Sale 	22.7%	10
Special Events 	34.1%	15
<i>answered question</i>		44
<i>skipped question</i>		69

19. Please give us your feed back, good and bad, so we can continue to improve FSC.

	Response Count
	39
<i>answered question</i>	39
<i>skipped question</i>	74

20. If you are interested in volunteering, or would like a Member of the Board to contact you, please give us your name and contact information.

	Response Percent	Response Count
Name: <input type="text"/>	100.0%	15
Email Address: <input type="text"/>	100.0%	15
Phone Number: <input type="text"/>	100.0%	15
<i>answered question</i>		15
<i>skipped question</i>		98